

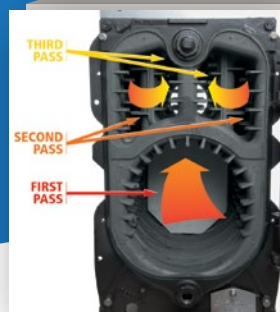
# Dunkirk® | Excelsior

Innovative. Efficient. Dependable. Dunkirk.

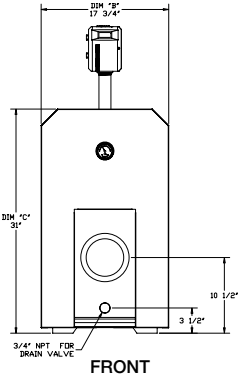
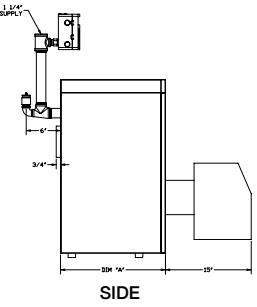
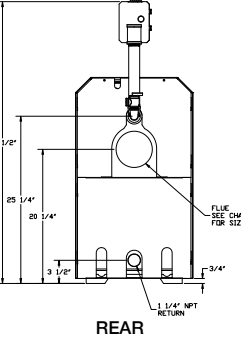




## Excelsior EXB

Up to 87% AFUE Oil Fired High Efficiency 3 Pass Hot Water Boiler

- Advanced High Efficiency 3-Pass Heat Exchanger Design
  - Multiple firing rates
- High Limit Control with:
  - LED display
  - Easy to program dial settings
  - Boiler Water Temperature Reset
  - Low Water Cut Off functionality
- Compact Footprint
- Energy Star Certified
- Burners and Venting Options (Burner Cover Standard)
- Easy to Service
  - Flexible oil line combined with easy access heat exchanger with dual hinge swing door (right or left mount option)
  - Wide flue-ways for easy cleaning
  - Site glass for flame observation
  - Removable 1/4" test port for draft overfire reading
- Limited Lifetime Warranty



# Dunkirk Excelsior Oil-Fired High Efficiency 3-Pass Hot Water Boiler

| Dimensions/Weights   |                  |                        | Model   | No. of Sec.  | Boiler Input Rate (MBH) <sup>(1)</sup> | Heating Capacity (MBH) <sup>(1) (2)</sup> | Net AHRI Rating, Water (MBH) <sup>(1) (3)</sup> | Chimney Size  | Boiler Flue | Firing Rate GPH <sup>(4)</sup> | AFUE % <sup>(2)</sup> |  |
|--|------------------|------------------------|---|--|--|---|---|---------------|-------------|--------------------------------|-----------------------|--|
|  <p>FRONT</p>  <p>SIDE</p>  <p>REAR</p>   |                  |                        | EXB4075*  | 4  | 105                                    | 92  | 80  | 8" x 8" x 15' | 5" (13 cm)  | 0.75                           | 87.0                  |  |
|  |                  |                        | EXB4095   | 4  | 133                                    | 114                                       | 99  | 8" x 8" x 15' | 5" (13 cm)  | 0.95                           | 85.0                  |  |
|  |                  |                        | EXB4110   | 4  | 154                                    | 132                                       | 115   | 8" x 8" x 15' | 5" (13 cm)  | 1.10                           | 84.0                  |  |
|  |                  |                        | EXB5100*  | 5  | 140                                    | 123                                       | 107   | 8" x 8" x 15' | 5" (13 cm)  | 1.00                           | 87.0                  |  |
|  |                  |                        | EXB5115   | 5  | 161                                    | 139                                       | 121   | 8" x 8" x 15' | 5" (13 cm)  | 1.15                           | 85.0                  |  |
|  |                  |                        | EXB5135   | 5  | 189                                    | 161                                       | 140   | 8" x 8" x 15' | 5" (13 cm)  | 1.35                           | 84.0                  |  |
|  |                  |                        | EXB6130*  | 6  | 182                                    | 160                                       | 139   | 8" x 8" x 15' | 5" (13 cm)  | 1.30                           | 87.0                  |  |
|  |                  |                        | EXB6145   | 6  | 203                                    | 176                                       | 153   | 8" x 8" x 15' | 5" (13 cm)  | 1.45                           | 85.0                  |  |
|  |                  |                        | EXB6165   | 6  | 231                                    | 198                                       | 172   | 8" x 8" x 15' | 5" (13 cm)  | 1.65                           | 84.0                  |  |
|  |                  |                        | EXB7165*  | 7  | 231                                    | 202                                       | 176   | 8" x 8" x 15' | 6" (15 cm)  | 1.65                           | 87.0                  |  |
|  |                  |                        | EXB7180   | 7  | 252                                    | 217                                       | 189   | 8" x 8" x 15' | 6" (15 cm)  | 1.80                           | 85.0                  |  |
|  |                  |                        | EXB7190   | 7  | 266                                    | 228                                       | 198   | 8" x 8" x 20' | 6" (15 cm)  | 1.90                           | 84.0                  |  |
|  |                  |                        | *Energy Star Certified model  |  |  |   |   |               |             |                                |                       |  |
| (1) 1000 Btu/hr (British Thermal Units Per Hour)   |                  |                        |   |  |  |   |   |               |             |                                |                       |  |
| (2) Heating Capacity and AFUE based on 13.1% CO <sub>2</sub> (13.5% CO <sub>2</sub> at 0.95 GPH and 1.10 GPH, 13.2% CO <sub>2</sub> on 7165 model), -0.02" w.c. draft in breech, and # 1 smoke or less. Testing is done in accordance with U.S. DOE (Department of Energy) test procedure.   |                  |                        |   |  |  |   |   |               |             |                                |                       |  |
| (3) Net AHRI ratings shown are based on piping and pickup factor of 15% in accordance with AHRI Standard as published by Hydronics Institute. Contact Technical Support before selecting boiler for installations having unusual piping and pickup requirements, such as intermittent system operation, extensive piping systems, etc. |                  |                        |   |  |  |   |   |               |             |                                |                       |  |
| (4) Gallons per hour.  |                  |                        |   |  |  |   |   |               |             |                                |                       |  |
| <b>General Information</b> (See Installation, Operation and Maintenance Manual for complete instructions)  |                  |                        |   |  |  |   |   |               |             |                                |                       |  |
| <b>Clearances</b><br>(6) Required distances measured from boiler jacket or flue.<br>(7) Accessibility, Cleaning & Servicing recommendation.  |                  |                        | <b>Combustible Materials (Required) <sup>(6)</sup></b>  | <b>Accessibility, Cleaning, &amp; Servicing <sup>(7)</sup></b> |  |   |   |               |             |                                |                       |  |
|  | Top              |                        |   | 12" (32 cm)  | 24" (61 cm)                            |   |   |               |             |                                |                       |  |
|  | Right Side       |                        |   | 2" (5 cm)  | 24" (61 cm)                            |   |   |               |             |                                |                       |  |
|  | Left Side        |                        |   | 2" (5 cm)  | 24" (61 cm)                            |   |   |               |             |                                |                       |  |
|  | Floor            |                        |   | Combustible  | No Requirement                         |   |   |               |             |                                |                       |  |
|  | Front            |                        |   | 17" (43 cm)  | 24" (61 cm)                            |   |   |               |             |                                |                       |  |
|  | Back             |                        |   | See Flue   | 18" (46 cm)                            |   |   |               |             |                                |                       |  |
| Flue   |                  | 9" (23 cm)             | 9" (23 cm)  |  |  |   |   |               |             |                                |                       |  |
| <b>Connections</b>   |                  |                        | Return/Supply Water 1-1/4" NPT  |  |  |   |   |               |             |                                |                       |  |
| <b>Electrical</b>  |                  |                        | 120 Volts AC, 60 hertz, 1 phase, Less than 12 amps (15 amp circuit recommended)   |  |  |   |   |               |             |                                |                       |  |
| <b>Water Content</b>   |                  |                        | EXB4 - 3.6 Gallons, EXB5 - 4.3 Gallons, EXB6 - 5.1 Gallons, EXB7 - 5.9 Gallons  |  |  |   |   |               |             |                                |                       |  |
| <b>Standard Equipment</b>  |                  |                        | <b>Boiler Control Module:</b> Hydrolevel Fuel Smart HydroStat Control - combination Low Water Cut Off with boiler temperature reset and circulator control.<br><b>User Display Interface:</b> Digital display with easy to set dial-type limit settings.<br><b>Heat Exchanger:</b> High efficiency, cast iron, 3-pass design with reversible swing door and target wall. Efficiency baffles/liner by model.<br><b>Combustion:</b> Oil burner with protective cover, flexible oil line.<br><b>Electrical:</b> Wiring harness with Molex connectors. Burner electrical disconnect.<br><b>Other:</b> Temperature/pressure gauge, 3/4" ASME relief valve, drain valve, textured painted steel jacket. |  |  |   |   |               |             |                                |                       |  |
| <b>Options</b>   |                  |                        | Beckett or Riello Burner, Manual Reset High Limit with plug-in Molex connector, and Direct Vent.  |  |  |   |   |               |             |                                |                       |  |
| <b>Certifications</b>  |                  |                        |      |  |  |   |   |               |             |                                |                       |  |
| <b>Dimensions/Weights</b>  |                  |                        |   |  |  |   |   |               |             |                                |                       |  |
| <b>Models</b>  | <b>Dim. "A"</b>  | <b>Ship Wgt.</b>       |   |  |  |   |   |               |             |                                |                       |  |
| EXB4   | 18 3/8"<br>46 cm | 436 lbs.<br>(197.8 kg) |   |  |  |   |   |               |             |                                |                       |  |
| EXB5   | 21 5/8"<br>56 cm | 496 lbs.<br>(225.0 kg) |   |  |  |   |   |               |             |                                |                       |  |
| EXB6   | 24 7/8"<br>64 cm | 560 lbs.<br>(254.0 kg) |   |  |  |   |   |               |             |                                |                       |  |
| EXB7   | 28 1/8"<br>72 cm | 620 lbs.<br>(281.2 kg) |   |  |  |   |   |               |             |                                |                       |  |

All ratings and specifications subject to change.

PN 240007379 Rev. 10/15

Contractor Assistance: 800.325.5479



P.O. Box 4729  
 Utica, New York 13504  
 tel: 315.797.1310 • fax: 315.797.3762  
 www.dunkirk.com

