

Dunkirk® | PSB Series

Innovative. Efficient. Dependable. Dunkirk.

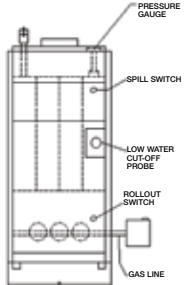
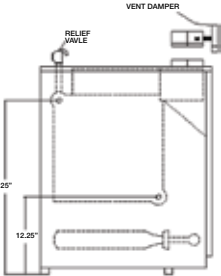



Plymouth Steam Boiler

Up to 82.7% AFUE Gas Fired Steam Boiler

- Available in 9 sizes from 75 to 299 MBH.
- Dependable Cast Iron Heat Exchanger with Cast Iron Push Nipples. The Sections and Push Nipples expand at the same rate when heated. By using similar materials instead of less expensive gaskets, the boiler maintains a water tight seal over time.
- LWCO (Probe Type), Pressure High Limit Control, Pressure Gauge, Gauge Glass.
- Atmospheric Chimney Vent Boiler with Integral Draft Hood and Vent Damper. Low profile compact design makes it ideal for low clearance installations.
- Brass/copper pig tail siphon for long life.
- Textured paint jacket.
- 12 Year Cast to Last Limited Warranty (Residential Applications).



Dunkirk PSB Series Residential Gas Fired Steam Boiler

Dimensional Diagram	Model	Input Rate Nat./LP (MBH) ⁽¹⁾	Heating Capacity Nat./LP (MBH) ⁽¹⁾	Net AHRI Rating ⁽²⁾ Nat./LP			No. of Sec.	Vent Pipe Size	AFUE %	
				Steam (PPF)	Steam (Sq. Ft.)	Steam (MBH)				
 <p>Front</p>	PSB-3D	75/70	62/58	1.33	196/183	47/44	3	5"	82.7%	
	PSB-4D	112.5/105	91/85	1.33	283/267	68/64	4	5"	82.0%	
	PSB-5D	150/140	122/86	1.33	383/358	92/86	5	6"	82.0%	
	PSB-6D	187.5/175	153/143	1.33	479/446	115/107	6	7"	82.0%	
	PSB-7D	225/210	183/171	1.33	571/533	137/128	7	7"	82.0%	
	PSB-8D	262.5/245	214/200	1.33	671/625	161/150	8	7"	82.0%	
	PSB-9D	299/280	245/229	1.33	767/717	184/172	9	7"	82.0%	
	Heating Capacity and AFUE are based on DOE (Department of Energy) test procedures. (1) Input rating for sea level to 2,000 ft. above sea level. Altitudes over 2000 ft. above sea level, reduce input rate 4% for every 1000 ft. (2) Net AHRI steam ratings shown are based on a piping and pickup allowance of 1.333. Consult manufacturer before selecting a boiler for installations having unusual piping and pickup requirements, such as intermittent system operation, extensive piping systems, etc.									
	General Information (See Installation, Operation and Maintenance Manual for complete instructions)									
 <p>Left Side</p>	Clearances Required distances measured from boiler.		Combustible Materials (Required)							
			Top	6" (152 mm)						
	Left Side (Control Side)	7" (178 mm)								
	Right Side	6" (152 mm)								
	Front	Alcove*								
	Bottom	6" (152 mm)								
	Flue Connector	6" (152 mm)								
Connections (All Models)		Return/Supply Tappings 2-1/2" NPT, Gas In 075/112.5/150 1/2" NPT, 187.5/225/262.5/299 3/4" NPT								
Electrical		120 Volts AC, 60 hertz, 1 phase, Less than 12 amps (15 amp circuit recommended)								
Dimensions/ Weights		Model	A (Width)		Weight					
		PSB-3D	11-1/4"		297 lbs.					
		PSB-4D	14-1/2"		368 lbs.					
		PSB-5D	17-3/4"		440 lbs.					
		PSB-6D	21"		512 lbs.					
		PSB-7D	24-1/4"		584 lbs.					
		PSB-8D	27-1/2"		659 lbs.					
		PSB-9D	30-3/4"		736 lbs.					
Standard Equipment		Boiler Control Module: Electronic Low Water Cut-Off with 3/4" Probe, Pressure Limit Control, Steam Pressure Gauge and Glass Water Level Gauge. Heat Exchanger: Cast Iron Sections with Cast Iron Push Nipples. Combustion: Completely installed and wired gas control system consisting of: Titanium Composite Burners, Gas Manifold with Orifices, Automatic Redundant Combination Gas Valve, 24 Volt, with Pilot Filter and Regulator, Intermittent Pilot Control, Continuous Retry 100% Shut-Off; Combination Pilot Burner/Electrode/Flame Sensor and Integral Draft Diverter. Electrical: 24 Volt Transformer. Safety: Flame Roll-Out Safety Shut-Off Fuse Link (Roll-Out Switch) and Blocked Vent Safety Shut-Off Manual Reset Disc Thermostat (Spill Switch) with Spare Fuse Link included. Other: Assembled Boiler with Insulated Jacket, 3/4" Boiler Drain Valve, 15 psi ASME Pop Safety Valve, (2) 2 1/2" Supply Tappings and (2) 2 1/2" Return Tappings (2) 2 1/2" Square Head Pipe Plugs - to plug unused supply and return tappings.								
Options		Both Natural Gas or LP models available. Other options include: Electronic Water Feeder and Combustible Floor Plate.								
Certifications		  								

All ratings and specifications subject to change.

PN 240009797 Rev. 10/12

Contractor Assistance: 800.325.5479



P.O. Box 4729
 Utica, New York 13504
 tel: 315.797.1310 • fax: 315.797.3762
 www.dunkirk.com

