



AT SERIES ELECTRIC BOILERS

DEPENDABLE COMFORT
SUPERIOR DESIGN



A Better Heating Value!
Residential & Light Commercial

- 100% Efficient
- Compact Light Weight Wall Hung Design (70 lbs)
- Zero Emissions, Green Alternative
(No Fossil Fuel, No Chimney, No Carbon Monoxide)
- Ideal for home heating systems, radiant system applications requiring special temperature settings and for use as a back-up heat source for solar and heat pump applications.
- Advanced Microprocessor Control: Safely and efficiently controls the elements by monitoring the relay contacts that power the elements.
- Proven one piece cast iron heat exchanger backed by a 20 year limited warranty.



ECO Friendly



Assembled in the USA

Innovative. Efficient. Dependable. Dunkirk



www.dunkirk.com
PN 240013729 Rev. [10/24/22]

ABSOLUTE EFFICIENCY - TOTAL COMFORT

The AT Series Electric Boiler is 100% efficient. No wasted energy. This means no fossil fuel and no chimney. You save on fuel delivery, storage tank (including: tank maintenance, repairs and insurance), and there is no chimney maintenance or repair costs!

The AT Series Electric Boiler features a small compact wall mount design that weighs in at just 70 pounds. Why not get rid of that 500 pound clunker of a conventional boiler taking up valuable real estate in your basement? With the AT Series Boiler you get the maximum amount of heating capability in a minimum amount of space.

Save Money!

Save Space!

Save the Environment!

Key Features

- An Advanced Microprocessor Control: Elements energize individually, with additional elements energizing as needed to meet demand, thus reducing electrical costs. The start-up element is rotated so run time is balanced across all elements for longevity.
- No Short-Cycling: The AT Series utilizes a sensor connected to a probe in an immersion well to determine demand. This configuration transmits water temperature back to the control board allowing the unit to efficiently maintain steady, even heat using only the elements needed to meet demand. This eliminates the cost and inconvenience of short cycling.
- An Advanced Load Managing Controller: Gives you the option to allow your utility or electric co-op to remotely control the boiler, reducing peak demands.

Safety


With the AT Series Electric Boiler, no combustion takes place so no harmful carbon monoxide is produced. Additional safety features include:

- Built in brown out protection and safety monitoring (During a brownout condition the control board senses the incoming voltage and will shut down the unit to prevent circuit damage. The boiler automatically resets when the voltage is back to normal. The boiler also utilizes an auto reset fuse on the control board as well as a replaceable fuse for the low voltage wiring. This protects the board in the event of higher than normal power.)
- Operating limit with back-up high limit protection
- Relays per element and audible alarm/fault codes



AT SERIES

4-ELEMENT ELECTRIC BOILER



Control
(see inset detail below)

NTC Thermistor


Additional contacts for
optional low water cut-off
and flow switch controls

Circuit Breakers

Circulator Terminal
Contacts

AT SERIES

4-ELEMENT ELECTRIC BOILER INSET DETAIL



Heating Element LED
Indicators 1-4

- Lights when heating element is operating

Heating Demand LED
Indicator

- Lights when there is a demand for central heating or domestic hot water

Pump LED Indicator

- Lights when boiler pump is operating

LED Display

- Indicates water temperature in °F or °C, set point, mode and diagnostic codes

Up/Down
Adjustment Buttons

- Used to select set point and configure boiler

Mode/Power Button

- Turns boiler on and off, selects mode and configuration settings

Easy Installation

- With a weight and footprint that is considerably less than a conventional gas or oil-fired boiler, no gas or oil connections, no vent piping and no chimney required.
- AT Series installation is as simple and efficient as the boiler itself!

PRODUCT SPECIFICATIONS



FLOW RATES

AT SERIES - 2-ELEMENT BOILER


| kW Capacity | Min. Flow Rate (GPM)* |
|-------------|-----------------------|
| 6 | 2.0 |
| 8 | 2.7 |
| 10 | 3.4 |
| 12 | 4.1 |

AT SERIES - 4-ELEMENT BOILER

| kW Capacity | Min. Flow Rate (GPM)* |
|-------------|-----------------------|
| 12 | 4.1 |
| 16 | 5.5 |
| 20 | 6.8 |
| 24 | 8.2 |

*Flow Rate based on 20° FAT

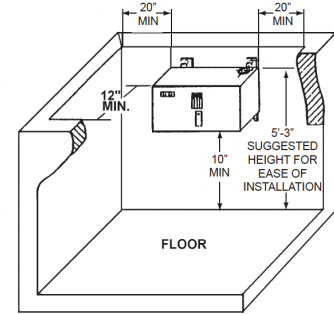
AT SERIES BOILER DIMENSIONS



DIMENSIONS

| A | B | C | D | E |
|--|--|---|--|--|
| 14- ³ / ₈ " 37.1 cm | 18- ⁵ / ₈ " 47.3 cm | 9- ¹ / ₂ " 22.9 cm | 14- ³ / ₈ " 36.5 cm | 16- ¹⁵ / ₃₂ " 41.8 cm |

BOILER LOCATION & CLEARANCE DIMENSIONS



INLET & OUTPUT PIPE SIZE

1-¹/₂" NPT
3.2 cm

APPROXIMATE SHIPPING WEIGHT

70 lbs
32 kg

AT SERIES - 2-ELEMENT BOILER

| Model | Boiler Size Nominal (kW) | Operating Voltage (AC)* | New Heat Output BTU/hr | Power Input Watts | Total Heating Element Amps | Number of Elements | Element Size (Watts) | Minimum Circuit Ampacity ⁽¹⁾ | Suggested Breaker (Amps) ⁽²⁾ |
|-----------|--------------------------|-------------------------|------------------------|-------------------|----------------------------|--------------------|----------------------|---|---|
| AT062310C | 6 | 240 | 20,500 | 6,000 | 25.0 | 2 | 3,000 | 38.8 | 40 |
| AT082410C | 8 | 240 | 27,300 | 8,000 | 33.3 | 2 | 4,000 | 49.2 | 50 |
| AT102510C | 10 | 240 | 34,100 | 10,000 | 41.7 | 2 | 5,000 | 59.6 | 60 |
| AT122610C | 12 | 240 | 41,000 | 12,000 | 50.0 | 2 | 6,000 | 70.0 | 70 |

AT SERIES - 4-ELEMENT BOILER

| | | | | | | | | | |
|-----------|----|-----|--------|--------|-------|---|-------|-------|-----|
| AT124310C | 12 | 240 | 41,000 | 12,000 | 50.0 | 4 | 3,000 | 70.0 | 70 |
| AT164410C | 16 | 240 | 54,600 | 16,000 | 66.7 | 4 | 4,000 | 90.8 | 100 |
| AT204510C | 20 | 240 | 68,200 | 20,000 | 83.3 | 4 | 5,000 | 111.7 | 125 |
| AT244610C | 24 | 240 | 82,000 | 24,000 | 100.0 | 4 | 6,000 | 132.5 | 150 |

AT SERIES - 4-ELEMENT BOILER

| | | | | | | | | | |
|---------------|----|-----|----------|---|---|---|---|---|---|
| AT280010C (A) | 28 | 240 | 95,600* | - | - | - | - | - | - |
| AT320010C (B) | 32 | 240 | 109,200* | - | - | - | - | - | - |
| AT400010C (C) | 40 | 240 | 136,400* | - | - | - | - | - | - |

*NOTE: Ratings are based on 240 operating voltage. Refer to the IOM for reduced ratings based on 208 operating voltage.

STANDARD EQUIPMENT:

Painted Steel Jacket, Mounting Brackets, Neon Indicator Lights, Safety Limit Control (High Limit - Fixed Temp), Gasket, Heating Element, Control Board, NTC Thermistor, Neutral Terminal Block, Ground Connection Lug, Relief Valve - 30 p.s.i., Temperature/Pressure Gauge, Cast Iron Heat Exchanger 2 or 4 Element, Control Panel Assembly 2 or 4 Element. Circuit Breaker 15A - 1 Pole, Element Circuit Breaker 40A - 2 Pole, and Load Center Assembly.

(1) Allows for 6A control and accessory load in addition to heat load.

(2) Actual wire and breakers need to be sized based on specific installation requirements in accordance with National Electrical Code (NEC), Canadian Electrical Code (CEC) and local codes (where applicable).

* 2 Piece Boiler System - Ratings are combined system values. Reference individual boiler specifications.

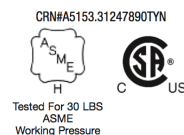
(A) 2 Piece Boiler System consisting of (1) AT1243 & (1) AT1644

(B) 2 Piece Boiler System consisting of (2) AT1644

(C) 2 Piece Boiler System consisting of (2) AT2045



ECR International, Inc. 2201 Dwyer Avenue, Utica, NY 13501
Tel. 800 253 7900
www.ecrinternational.com



www.dunkirk.com



All specifications subject to change without notice.
©2022 ECR International, Inc.
PN 240013729 Rev. [10/24/22]