

High Efficiency, Condensing Hot Water Boiler

- 240 MBH Residential and Light Commercial
 - 95% AFUE
 - 6.7:1 Turndown Ratio
 - Wall Mounted
 - Optional Floor Base Available
- 380 MBH Commercial
 - 95% Thermal Efficiency
 - 10.5:1 Turndown Ratio
 - Floor Standing
- Advanced Electronics
 - Anti-Wind Function – control automatically adjusts the fan speed to prevent loss of flame and lockouts
 - Flame Stabilization – control allows the flame to stabilize before modulating, preventing flame drop outs and recycling
- Innovative American Manufacturing





DMG 240

▶ DMG 240

Featuring ENERGY STAR® Most Efficient Status at **95% AFUE**, the DMG 240 allows you to qualify for state, federal, or local utility company rebates.*

6.7:1 Modulation Turndown Ratio saves energy by reducing the amount of gas used. Property owners enjoy comfort, energy savings, and lower utility bills! By automatically modulating the gas input to match the heating level that is needed, the boiler system operates at optimum efficiency, resulting in savings for you!

LABOR SAVER Manifold is included, means that we've gone ahead and taken care of the primary-secondary piping for you. The manifold includes connection points for the included gauge and pressure relief valve, saving you time and money during the installation.


▶ Optional Floor Base Kit Available

The DMG 240 offers the option to floor mount the boiler when the installation does not allow for a wall-mounted solution. Boiler connections are easily accessible through the removable panels of the optional base.




Shown with optional floor base.

DMG 240 BOILER



TOP OF BOILER



BOTTOM OF BOILER



DMG 380

Manufactured with commercial installations in mind, the DMG 380 features a **95% Thermal Efficiency** rating, which allows you to qualify for available rebates.

An impressive **10.5:1 Modulation Turndown Ratio**, the DMG 380 can meet varying load demands, saving energy and reducing fuel costs.

Optional Plug-and-Play, CSD-1 Kits are available where local code requires. Includes Manual Reset Low Water Cut Off (LWCO) and High Limit.

Compact Floor Standing Design features built-in leveling legs and a removable, one-piece front jacket and lower side panels for easy access for installation and serviceability.

The **LABOR SAVER Manifold** for the DMG 380 is included. The pre-manufactured primary secondary piping saves you time and money on the job site.



Optional Indirect Tank

Dunkirk Boilers H2O Indirect Hot Water Heaters are available in 30 to 115 gallon capacities and feature 316L stainless steel construction and accessible connections for an easy installation.


- Commercial Sizes
 - HOC (High Output Commercial) – 80 & 115 Gallon
 - XHOC (Extra High Output Commercial) – 85 & 115 Gallon
- Larger Heat Exchanger Coils
- 1-1/2" Hot & Cold Water Tappings
- Dual Anode Rods








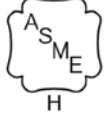


TOP OF BOILER



BOTTOM OF BOILER



Dimensional Diagram	Model	Input Rate (MBH) 0-2000 ft.	Heating Capacity (MBH) 0-2000 ft.	Net Rating, Water (MBH) ⁽¹⁾ 0-2000 ft.	Vent Diameter Coaxial ⁽²⁾	Vent Diameter 2-pipe ⁽²⁾	Efficiency
<p>DMG 240</p> <p>TOP</p> <p>Width 17-3/4" (450mm)</p>  <p>Depth 23" (585mm)</p> <p>FRONT</p>  <p>Height 31-1/16" (763mm)</p> <p>DMG 380</p> <p>TOP</p> <p>Width 23-5/8" (600mm)</p>  <p>Depth 25-1/2" (646mm)</p> <p>FRONT</p>  <p>Height 50" (1.27m)</p>	DMG 240	241,000	216,000	188,000	3" / 5"	3"	95% AFUE
	DMG 380	379,000	348,000	303,000	4" / 6"	4"	95% THERMAL
<p>(1) Net AHRI Ratings based on piping and pickup allowance of 1.15. Contact Technical Support before selecting boiler for installations having unusual piping and pickup requirements, such as intermittent system operation, extensive piping systems, etc.</p> <p>(2) Refer to IOM and vent pipe manufacturer's instructions for equivalent lengths and approved venting materials.</p>							
General Information (See Installation, Operation and Maintenance Manual for complete instructions)							
Clearances		Combustible Materials (Required)⁽²⁾	Service^{(2) (3)}				
			DMG 240	DMG 380			
<p>(2) Required distances measured from boiler.</p> <p>(3) Service, proper operation clearance recommendation.</p> <p>(* Allowance for piping at the bottom of boiler not included.</p>	Top	0" (0 mm)	11-13/16"(300 mm)	15-3/4" (400 mm)			
	Left Side	1-3/4" (45 mm)	1-3/4" (45 mm)	1-3/4" (45 mm)			
	Right Side	1-3/4" (45 mm)	1-3/4" (45 mm)	1-3/4" (45 mm)			
	Front	2" (4.5 mm)	17 3/4" (450.0mm)	23-5/8" (600 mm)			
	Back	0" (0 mm)	0" (0 mm)	0" (0 mm)			
	Bottom	0" (0 mm)	*9-7/8"(250 mm)	0" (0 mm)			
Combustion Air/ Vent Piping	0" (0 mm)	6" (160 mm)	6" (16 mm)				
Connections DMG 240	<p>Gas Connection 3/4" NPT</p> <p>1" NPT Heating System Supply & Return (without manifold)</p> <p>1-1/2" Copper Stub Heating System Supply & Return (with manifold)</p>						
Connections DMG 380	<p>Gas Connection 1" NPT</p> <p>1-1/2" NPT Heating System Supply & Return (without manifold)</p> <p>1-1/2" Copper Stub Heating System Supply & Return (with manifold)</p>						
Electrical	120 Volts AC, 60 hertz, 1 phase, Less than 12 amps (15 amp circuit recommended)						
Water Content	240: 0.8 gallons – 380: 4.6 gallons						
Dimensions/ Weights	Model	Width	Height	Depth	Weight		
	DMG 240	17-3/4" (450mm)	31-1/16" (763mm)	23" (585mm)	120 LBS (54.5kg)		
	DMG 380	23-5/8" (600mm)	50" (1270mm)	25-1/2" (648mm)	225 LBS (102.1kg)		
Standard Equipment	<ul style="list-style-type: none"> - Boiler Control Module: High Limit/Electronic Ignition Control. - User Display Interface: Digital Temperature Display with diagnostics and programmable settings. - Heat Exchanger: 316L Stainless Steel - Combustion: 6.7:1 Turndown for 240 Model & 10.5:1 for 380 Model, Stainless Steel Burner, Direct Spark Ignition, Combination Flame Sensor and Ignitor - Other: Assembled Boiler with Jacket, Built-In Boiler Loop Pump, 50 psi Relief Valve Low Water Pressure Sensor, Temperature/Pressure Gauge 						
Options	Outdoor Temperature Sensor, Indirect Tank Sensor, Floor Base Kit, CSD-1 Kits available for both models (includes Manual Reset Low Water Cut Off as well as High Limit.).						
Certifications	    <p>Tested for 50 psi. ASME on 240 Model Tested for 80 psi. ASME on 380 Model Maximum Allowable Working Pressure</p>						



ECR International Inc. 2201 Dwyer Avenue, Utica, NY 13501
Tel. 800 253 7900
www.ecrinternational.com

All specifications subject to change without notice.
©2017 ECR International, Inc.
PN 240011835 Rev. 11/17