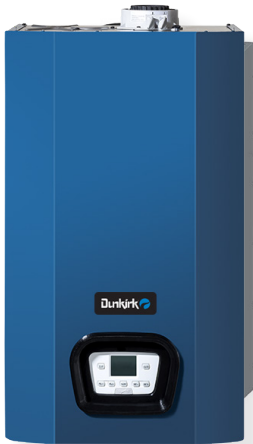




Dunkirk Boilers DCC-150 Submittal

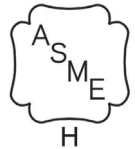


Engineer: _____

Project Name: _____

Project Location: _____

Contractor: _____



APPLICATION:

Modulating Gas fired Combi boiler for indoor installation. Approved for closet or alcove installations. For use with natural or liquefied petroleum (LP/Propane) fuel gases. Wall mounted – optional floor stand available. All boilers are factory assembled with controls and wiring and test fired to ensure dependable performance. Boiler shall be certified for Direct Vent applications only.

CERTIFICATION AND APPROVALS:

Stainless Steel heat exchanger is manufactured and tested in accordance with American Society of Mechanical Engineers (ASME) and certified by Canadian Standards Association (CSA), AHRI, NRCAN. Registered with National Board BPVI, and Massachusetts Board. Stainless steel heat exchanger is tested for maximum allowable working pressure of 50 psig in accordance with ASME boiler and pressure vessel code, section IV, rules for construction of heating boilers. A 30 psig safety relief valve is shipped standard.

BOILERS INCLUDE:

- Wall mount bracket, mounting hardware and actual size Wall Mount Template
- Boiler is equipped with internal stainless steel brazed plate heat exchanger for potable hot water and automatic 3 way diverting valve to allow Domestic Hot Water Priority operation.
- Boiler includes factory installed and wired 2 speed circulator pump.
- External Primary/Secondary manifold with quick connections shipped with boiler.
- Digital Boiler Control:
 - ▶ Control is Self Commissioning, automatically recognizes fuel type (Natural or LP gas).
 - ▶ Control monitors flame signal and automatically adjusts the gas valve during operation for optimum combustion and maximum efficiency.
 - ▶ Control system is PCB integral controller with LCD digital/graphical display.
 - ▶ Control senses supply water temperature and adjusts the boiler firing rate to deliver the amount of heat needed.
 - ▶ Control can sense and display supply water temperature and indicate when boiler is in central heating or domestic water mode.



Manufactured by:
 ECR International Inc.
 2201 Dwyer Avenue, Utica, NY 13501
 Tel. 800 325 5479
www.ecrinternational.com
 PN 240011528 REV. F [10/15/2021]



- ▶ Control has selectable DHW preheat mode. Preheat mode will maintain brazed plate heat exchanger temperature to speed DHW delivery.
- ▶ Control can accept an optional proprietary Outdoor Air sensor and has field adjustable reset curves.
- ▶ Control displays Error Codes and Diagnostic information.
- ▶ Control can accept 0-10V input to manage heating set-point or heating power level
- Boiler Combustion System:
 - ▶ The Gas valve is a modulating valve capable of firing from:
 - 153,000 BTU input down to 22,000 BTU input in Combi mode (7:1 turn down).
 - 125,000 BTU input down to 22,000 BTU input in Heat mode (5.7:1 turn down).
 - ▶ Induced draft blower is variable speed controlled by the PCB.
 - ▶ Burner is constructed of Iron-Chromium stainless steel.
 - ▶ Ignition system shall incorporate a Direct Spark Igniter and a separate Flame Sensing rod.
- Heat Exchanger:
 - ▶ Boiler's primary heat exchanger is constructed of Iron-Chromium stainless steel.
 - ▶ DHW brazed plate is constructed of Stainless Steel.
- Electrical
 - ▶ 120 volts AC, 60 Hertz, 1-phase; less than 12 amps (15 amp circuit recommended).
 - ▶ Factory wired 3-foot appliance cord with male plug end.
 - ▶ Low voltage terminal strip for Thermostat, and Outdoor Air Sensor.
- Other:
 - ▶ Field supplied Anti-Scald valve is required for Domestic Hot Water Supply.
- Warranty
 - ▶ Factory Standard Warranty is 10 years on heat exchanger, one year on parts.
 - ▶ Warranty is extended to 10 years on heat exchanger, two years parts plus two years labor upon online warranty registration and completion of contractor registration.
- Optional Equipment
 - ▶ Outdoor Air Sensor Kit
 - ▶ Coaxial and Two-pipe venting components
 - ▶ Floor Stand Kit




Clearances ⁽¹⁾ Required distances measured from boiler. ⁽²⁾ Service, proper operation clearance recommendation. * Allowance for piping at bottom of boiler not included		Combustible Materials (Required) ⁽¹⁾		Service ^{(1) (2)}	
	Top	0" (0 cm)		8.66" (22 cm)	
	Left Side	1.77" (4.5 cm)		1.77" (4.5 cm)	
	Right Side	1.77" (4.5 cm)		1.77" (4.5 cm)	
	Front	1.57" (4.0 cm)		1.77" (4.5 cm)	
	Back	0" (0 cm)		0" (0 cm)	
	Bottom	0" (0 cm)		9.84" (25 cm)	
	Combustion Air/Venting Piping	0" for Concentric		6" (15.3 cm)	
Connections DCC-150	1/4" NPT Copper Stub Heating Supply & Return, Gas Connection 3/4" NPT (Female)				
Connections DCC-150 DHW	1/2" Sweat Inlet & Outlet				
Electrical	120 Volts AC, 60 Hertz, 1 phase, less than 12 amps (15 amp circuit recommended)				
Relief Valve	3/4" NPT				
DHW Flow Rate	3.5 GPM @ 70°F				
Dimension/Weights	Model	"Width"	"Height"	"Depth"	"Weight"
	DCC-150	17-23/32"	30"	13-19/32"	103
		450 mm	763 mm	345 mm	46.72 kg

Size	Input Rate (MBH) 0-2000ft	Heating Capacity (MBH) 0-2000ft	Net AHRI Rating, Water (MBH) 0-2000ft	Vent Diameter O.D. Coaxial	Vent Diameter 2-pipe	AFUE (%)
DCC-150 Heating Mode	125	113	98	4" / 2" 100 mm/60 mm	2" or 3"	95.0
DCC-150 DHW Mode	153	136	N/A	4" / 2" 100 mm/60 mm	2" or 3"	N/A




Central Heating (Sealed System)	MAC-115
Heat Exchanger Max Allowable Working Pressure	50 psi [3.45 bar]
Max System Pressure	30.00 psi [2.11 bar]
Min System Pressure	7.25 psi [0.50 bar]
Max System Temperature	176°F [80°C]
Pressure Relief Valve Setting	30.00 psi [2.11 bar]
Expansion Tank Minimum Size (pre-charge press.)	1.5 gal at 11.6 psi [7.0 L at 0.8 bar]
Recommended System Pressure (cold)	21.7 psi [1.5 bar]

Domestic Hot Water (Sealed System)	MAC-115
Max Inlet Water Pressure	116 psi [8 bar]
Min Inlet Water Pressure	2.9 psi [0.2 bar]
Min DHW Flow Rate	0.55 gpm [2.50 L/min]
Max DHW Temperature	140°F [60°C]
DHW Water Content	0.05 gal [0.23 L]






View - Front of Boiler



Manufactured by:
ECR International Inc.
2201 Dwyer Avenue, Utica, NY 13501
Tel. 800 325 5479
www.ecrinternational.com
PN 240011528 REV. F [10/15/2021]

Venting

<p>Coaxial Venting Connects directly to the top of the boiler</p>	
<p>2-Pipe Venting - Optional Kit Using polypropylene - 80 mm venting</p>	
<p>2-Pipe Venting - Optional Kit Using CPVC UL1738/S626 - 3" venting</p>	

Total Vent Equivalent Lengths* - Account For Fittings As Listed					
	Coaxial	Twin Pipe			
		Rigid		Flexible	CPVC UL1738/S636
Vent Size	4"/2" [100/60]	3" [80 mm]	2" ** [60 mm]	3" [80 mm]	3" [80 mm]
Total Maximum	32.8 ft [10 m]				
Air Intake Maximum		49 ft [15 m]	85 ft [25.9 m]	50 ft [15.2 m]	49 ft [15 m]
Intake + Exhaust		196.8 ft [60 m]	170 ft [51.8 m]	130 ft [40 m]	196.8 ft [60 m]
90° elbows	3.28 ft [1.0 m]	1.64ft [0.50 m]	3 ft [0.91 m]	1.64ft [0.50 m]	1.64 ft [0.50 m]
45° elbows	1.64 ft [0.50 m]	0.82 ft [0.25 m]	5 ft [1.5 m]	0.82 ft [0.25m]	0.82 ft [0.25 m]

* Refer to IOM for complete venting details.
 ** Use venting manufacturer's components to transition from 3" [80 mm] to 2" [60 mm]