



INDIRECT HOT WATER HEATERS

H2O SINGLE COIL



STAINLESS STEEL

- Easy to install
- All connections on top
- Low pressure drop
- Smooth stainless steel coil
- Welded stainless steel cold water dip tube (factory installed)
- Minimal standby losses
- Limited Lifetime Residential Warranty (5-Year Commercial)
- Stainless steel aquastat well, T & P and drain valve (factory installed)
- Aquastat control shipped loose

FULL STAINLESS STEEL OFFERING

Dunkirk offers a complete line of Stainless Steel Single and Dual Coil Indirect Water Heaters, Storage Tanks, Buffer and Solar Tanks.

Visit us at www.dunkirk.com for more information

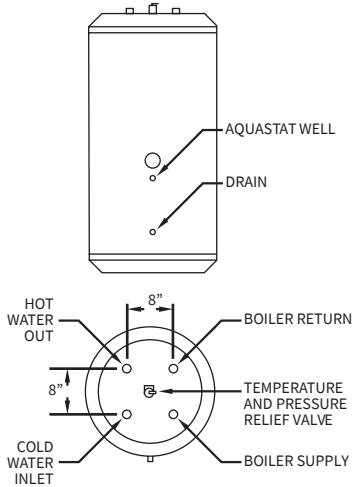


Innovative. Efficient. Dependable. Dunkirk

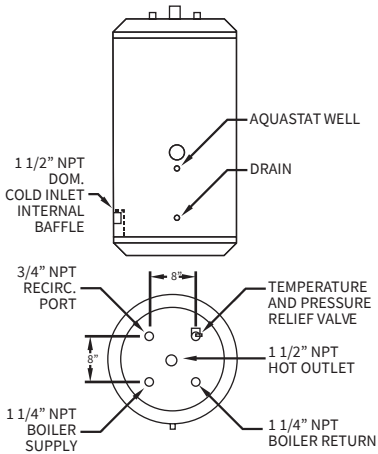


www.dunkirk.com
PN 240009214 Rev. [06/03/26]

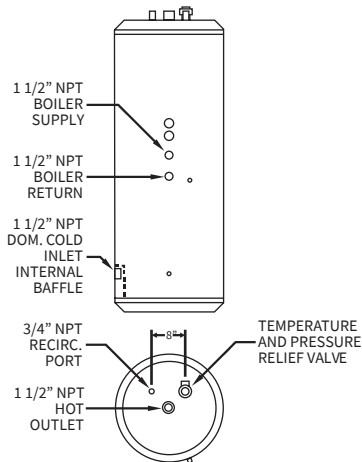
STANDARD & HO UNITS



HOC UNITS



XHOC UNITS



Model	Storage	Coil	Dimensions			Piping NPT	
	Capacity (Gallons)	Heating Surface (Square Feet)	Height (Inches)	Diameter (Inches)	Weight (lb)	DHW In/Out (Inches)	Boiler Water In/Out (Inches)
H2OI30DK	30	7.3	34.0	23.5	85	3/4	1
H2OI40DK	40	7.7	44.0	23.5	100	3/4	1
H2OI40LDK	42	7.4	36.0	28.0	100	3/4	1
H2OI50DK	50	8.2	54.0	23.5	110	3/4	1
H2OI60DK	60	8.6	62.0	23.5	125	3/4	1
H2OI60LDK	60	7.7	46.0	28.0	120	3/4	1
H2OI80DK	80	8.2	56.0	28.0	140	1	1
H2OI115DK	115	9.1	74.0	28.0	175	1	1

HIGH OUTPUT UNITS

H2OI60HODK	60	15.1	62.0	23.5	145	1	1
H2OI80HODK	80	14.8	56.0	28.0	155	1	1
H2OI80HOC DK	80	14.8	56.0	28.0	155	1-1/2	1-1/4
H2OI115HODK	115	15.6	74.0	28.0	190	1	1
H2OI115HOC DK	115	15.6	74.0	28.0	190	1-1/2	1-1/4

EXTRA HIGH OUTPUT UNITS 85-XHO AND 115-XHO

H2OI85XHOC DK	87	28.7	64.0	28.0	215	1-1/2	1-1/2
H2OI115XHOC DK	115	28.7	74.0	28.0	240	1-1/2	1-1/2

NOTE: Max. Tank Working Pressure 150 psi all models. Max. Coil Working Pressure 90 psi all models.

Options	(L) Low profile models for applications with low clearances.
	(HO) High Output models available to meet greater demand.
	(HOC) High Output Commercial models with larger tapings for higher flow rates.
	(XHO) Extra High Output models.

Model	Max First Hour Rating GPH @		Continuous Rating GPH @		Output Needed	Water Flow Through Coil	Pressure Drop Through Coil
	140°F	115°F	140°F	115°F	Btu/h	GPM	FT Water
H2OI30DK	202	269	175	242	131,000	14	5.6
H2OI40DK	221	292	185	256	139,000	14	5.9
H2OI40LDK	212	251	176	215	132,000	14	5.6
H2OI50DK	223	291	178	246	133,000	14	6.2
H2OI60DK	262	342	208	288	156,000	14	6.4
H2OI60LDK	239	310	185	256	139,000	14	5.9
H2OI80DK	271	348	199	276	149,000	14	6.2
H2OI115DK	324	409	221	306	166,000	14	6.7

HIGH OUTPUT UNITS

H2OI60HODK	406	541	352	478	264,000	14	10.5
H2OI80HODK	418	551	346	479	259,000	14	10.3
H2OI80HOC DK	442	584	370	512	277,000	21	15.8
H2OI115HODK	467	607	364	504	273,000	14	10.8
H2OI115HOC DK	479	623	376	520	282,000	21	16.7

EXTRA HIGH OUTPUT UNITS 85-XHO AND 115-XHO

H2OI85XHOC DK	738	992	660	914	495,000	28	13
H2OI115XHOC DK	763	1017	660	914	495,000	28	13

NOTE: All ratings are based on 200°F boiler water supply and 50°F cold water inlet.



Conforms to UL STD 174
Certified to CAN/CSA STD C22.2 No. 110-94